

Size 8 Contacts

Performance Characteristics

Frequency Range — 0 to 500 MHz

Operating Voltage, Max. — 275 vac rms @ sea level

Termination Resistance, Max. — Center Contact — 6.0 milliohms
Outer Contact — 3.0 milliohms

Insulation Resistance, Min. — 5,000 megohms @ 500 vdc

Dielectric Withstanding Voltage — Sea Level — 800 Volts rms
30,000 ft [9,144 m] — 525 volts rms
70,000 ft [21,336m] — 275 volts rms

VSWR to 500MHz, Max.

Pin/Socket	VSWR
Straight/Straight	1.30
Right-Angle/Straight	1.35
Right-Angle/Right-Angle	1.40

RF Crosstalk — 90dB @ 5-500 MHz

Mating Force, Max. — 4.0 lb [17.8 N]

Unmating Force, Min. — 2.0 oz [0.556 N]

Contact Retention — 20 lb [89 N]

Contact Durability — 500 cycles

Cable RG/U	Force	
	lb	[N]
316, 188, 174, 179, 179A, 179B	20	89
188-type Double-Braid	35	155.8
142, 142A, 142B	50	222.5

Operating Temperature — 55°C to +125°C

Thermal Shock — 55°C to +125°C per MIL-STD-1344, Method 1003, Cond. A

Physical Shock — 50 G's per MIL-STD-1344, Method 2004, Cond. A

Vibration — MIL-STD-1344, Method 2005, Cond. II

Moisture Resistance — 240 hours per MIL-STD-1344, Method 1002, Cond. II

Salt Fog — 48 hours per MIL-STD-1344, Method 1001, Cond. B

Extraction Tool Numbers

Subminiature D Housings — 58095-1 (AMPLIMITE)

AMP-HDI Housings — 58095-2

Material

Brass — per QQ-B-626 and MIL-C-50

Phosphor Bronze — per QQ-B-750

Beryllium Copper — per QQ-C-530

TEFLON — per MIL-P-19468

Nylon — per MIL-M-20693

Finish

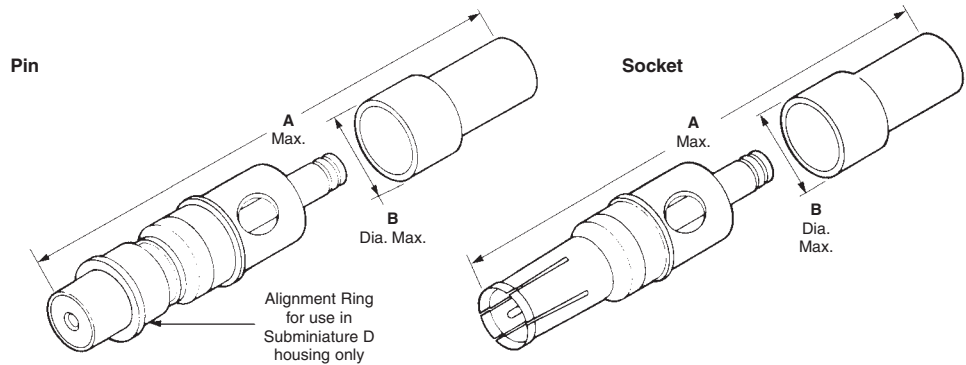
Bright Tin Plating — per ASTM-B-571

Copper Plating — per MIL-C-14550

Gold Plating — per MIL-G-45204

Nickel Plating — per QQ-N-290

Straight Contacts



RG/Cable	Shell Type	Dimensions		Die Insert*	50 Ohm		Non-Impedance Matched	
		A	B		Pin	Socket	Pin	Socket
178, 178A, 178B, 196, 196A	Brass	24.13 .950	5.94 .234	59993-1	—	—	5228618-5	5228596-5
174, 316, 188, 188A	Brass	24.28 .956	5.94 .234	59993-1	5221980-1	—	5228618-1	5228596-1
179, 179A, 179B, 187, 187A, 161, BELDEN 9221	Brass	24.28 .956	5.94 .234	59993-1	—	—	5228618-2	5228596-2
174, 316, 188, Double Braid	Brass	24.28 .956	5.94 .234	59993-1	—	—	5228618-3	5228596-3
142, 142A, 142B, 400, BELDEN 9246	Brass	27.43 1.08	6.48 .255	58212-1	—	5221981-2	5228618-4	5228596-4

*For hand tool 69710-1 or pneumatic tool 69365-8.

Note: Non-Impedance Matched and 50 Ohm are not intermateable.

BELDEN is a trademark of Belden Wire and Cable Company.

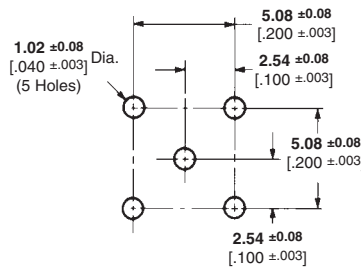
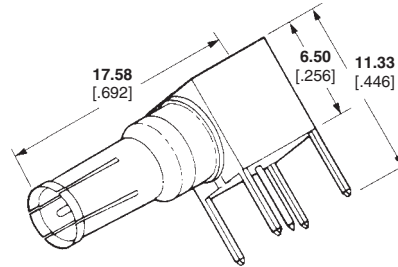
TEFLON is a trademark of E.I. Dupont de Nemours and Company.

Note: Part Numbers are RoHS compliant except: ♦ Indicates non-RoHS compliant.

Size 8 Contacts (Continued)

PC Board Mount Contacts

Right-Angle Socket Contact



Recommended PC Board Layout

Type	Contact Part No. Non-Impedance Matched
Right-Angle Socket Contact	5221162-1

Note: Part Numbers are RoHS compliant except: ♦ Indicates non-RoHS compliant.